

**Q1 2017**

Vacancy Rate  
**3.8%**

Availability Rate  
**8.4%**

Absorption - 1 Yr.  
**2,028,553 sq. ft.**

Leasing Activity - 1 Yr.  
**4,334,166 sq. ft.**

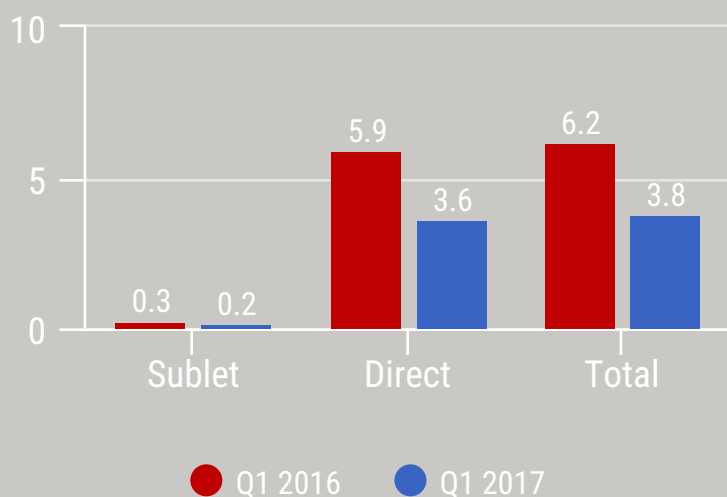
5 Year Average  
**5.5%**

5 Year Average  
**10.9%**

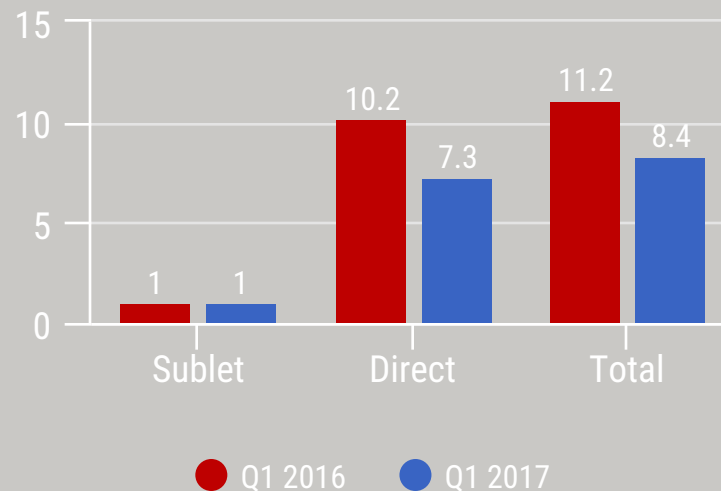
5 Year Average  
**1,266,624 sq. ft.**

5 Year Average  
**3,147,149 sq. ft.**

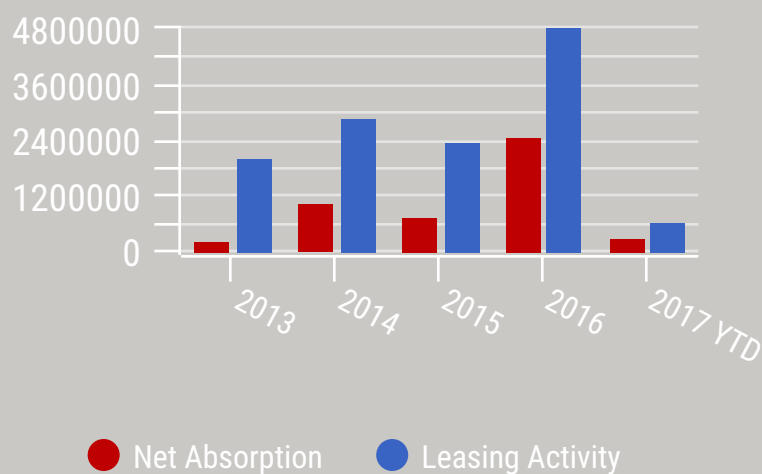
Vacant Space %



Available Space %



Net Absorption vs. Leasing Activity



Leasing Activity: Square Feet

